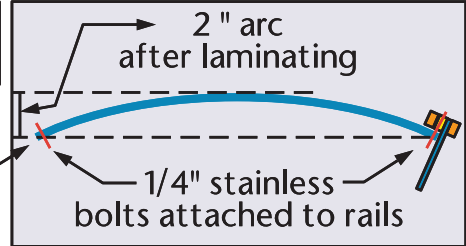


Go to: www.onlinemetals.com for your tubing. Ships in eight foot lengths UPS.

1/2" or 3/4" laminations



Note: You can use 0.058" wall instead. 0.058 wall fits inside/outside it's next up/down size in diameter!

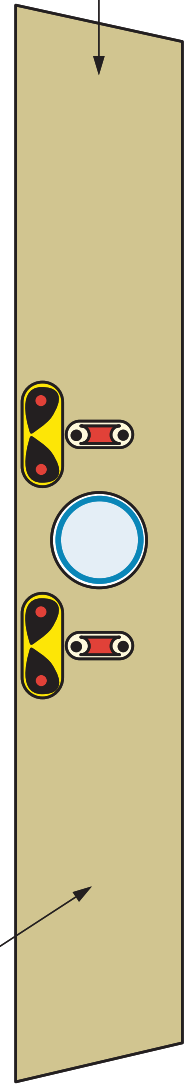
Lengths

Mast:	10ft
Boom:	7ft 6"
Sprit pole:	11ft 2"

Diameters/Wall

Mast:	2" / 0.065"
Boom:	1 1/2" / 0.065"
Sprit pole:	1" / 0.065"

Mast Partner
Use turning blocks and camcleats instead of straight cleats. Also holds mast in boat.

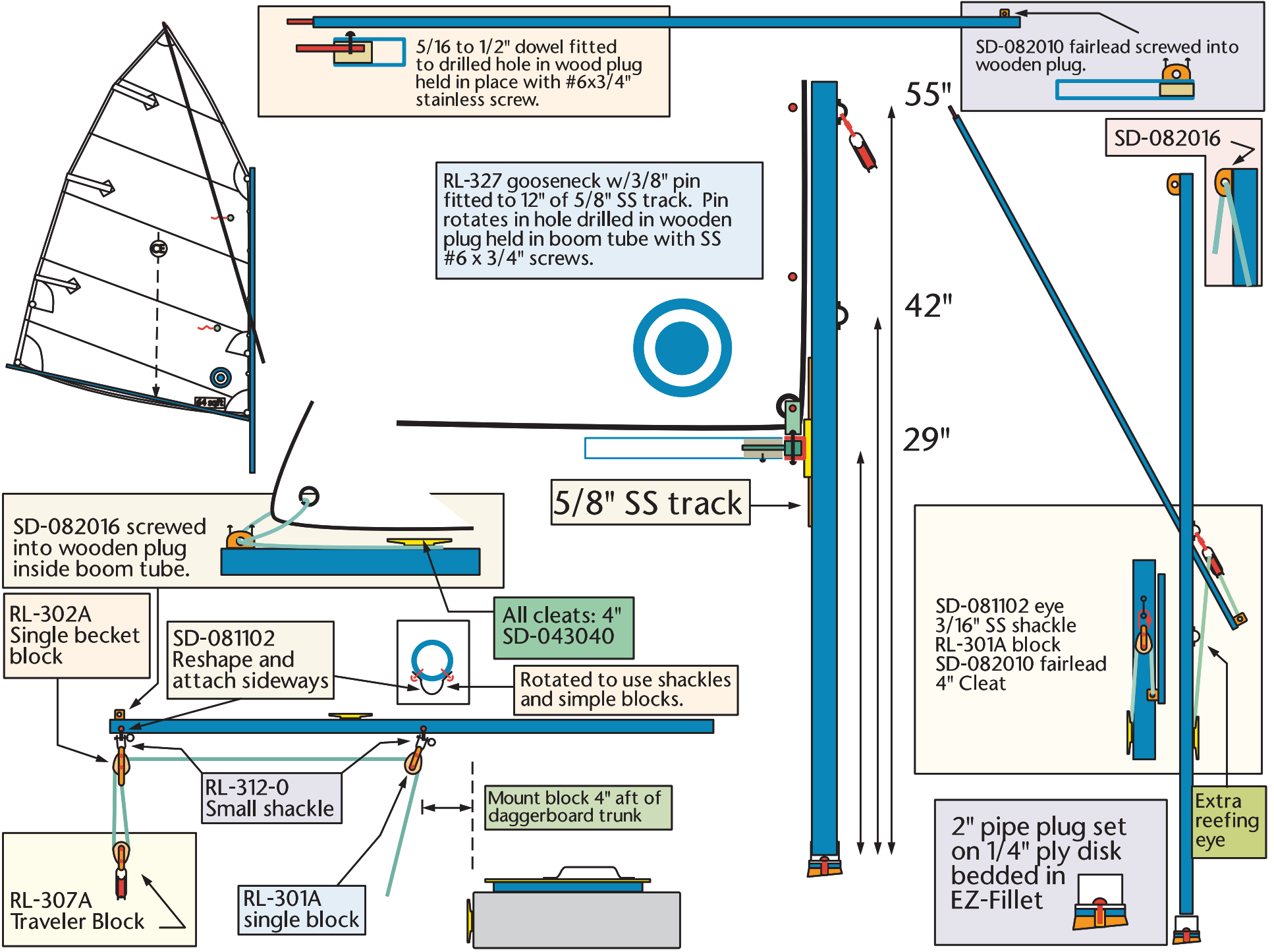


Sprit Rig Setup

64 sqft

CE





5/16 to 1/2" dowel fitted to drilled hole in wood plug held in place with #6x3/4" stainless screw.

SD-082010 fairlead screwed into wooden plug.

RL-327 gooseneck w/3/8" pin fitted to 12" of 5/8" SS track. Pin rotates in hole drilled in wooden plug held in boom tube with SS #6 x 3/4" screws.

SD-082016

5/8" SS track

SD-082016 screwed into wooden plug inside boom tube.

RL-302A Single becket block

SD-081102 Reshape and attach sideways

All cleats: 4" SD-043040

Rotated to use shackles and simple blocks.

SD-081102 eye 3/16" SS shackle
RL-301A block
SD-082010 fairlead
4" Cleat

RL-312-0 Small shackle

Mount block 4" aft of daggerboard trunk

2" pipe plug set on 1/4" ply disk bedded in EZ-Fillet
Extra reefing eye

RL-307A Traveler Block

RL-301A single block

55"

42"

29"

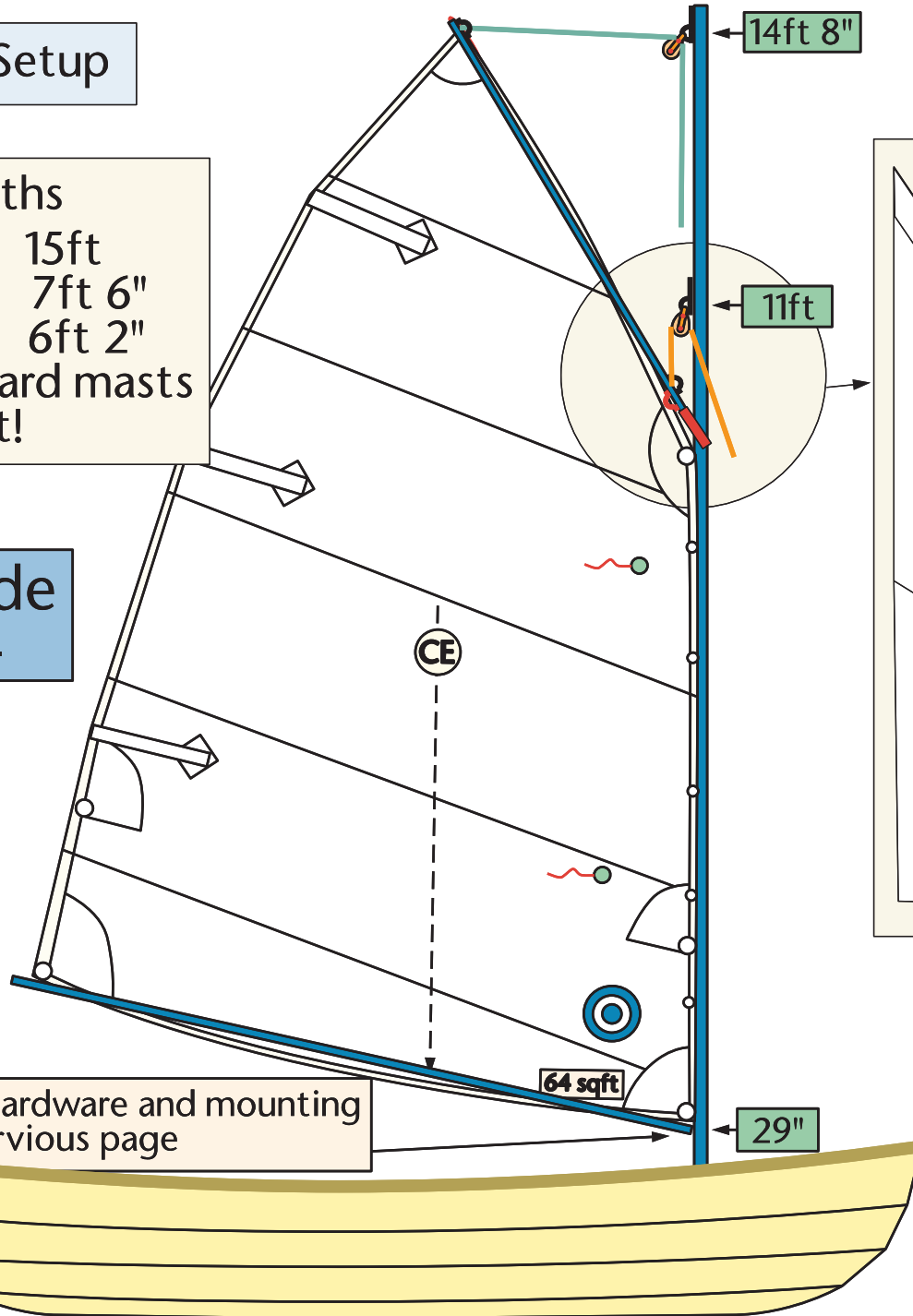
Gaff Rig Setup

Lengths

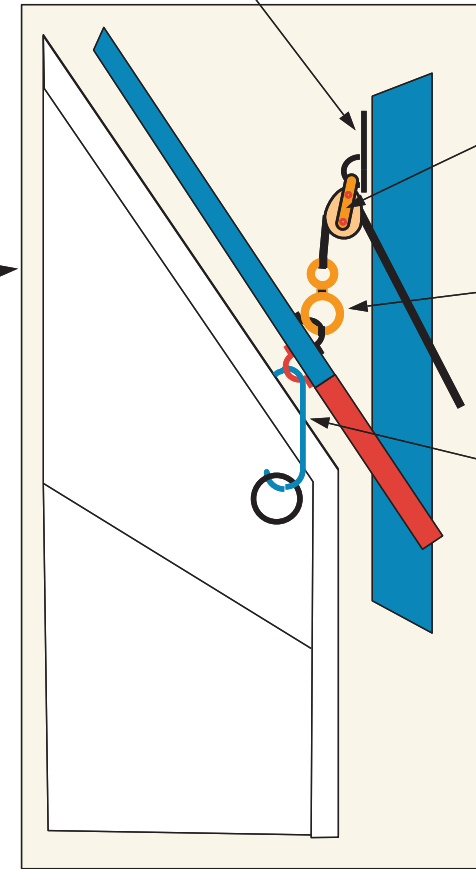
Mast: 15ft
 Boom: 7ft 6"
 Gaff pole: 6ft 2"
 Old sailboard masts work great!

Neil Pryde Pram 64

Same boom hardware and mounting heights as pervious page



RL-318
 SS Spin Strap



RL-205
 Blocks

SS Trigger
 Snap Shackle
 SD-146048

SS Swivel Eye
 Boat Snap
 SD-146131

RL#'s are RaceLite (made in USA)
 SD #'s are SeaDog (all available)
 at www.duckworksbbbs.com

Diameters/Wall

Mast: 2" / 0.065"
 Boom: 1 1/2" / 0.065"
 Gaff pole: 1" / 0.065"